

Lifting Point 8-204 UNC



Product information

- Rotates through 360° and pivot 180°, rated at 100% at 90° angle.
- Manufactured and tested in accordance with EN1677-1.
- Load rated parts are 100% magnaflux crack detected.
- Individual forged parts and cap screw are traceable to Test Certification.
- Bolt are UNC thread (ASME/ ANSI B18.31M).
- Proof tested to 2.5 times the WLL.
- Fatigue rated to 1.5 times the WLL.
- Quick and simple assembly, just a tapped hole is required.

Material: Alloy steel, quenched and tempered.

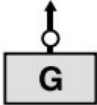
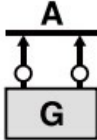

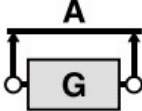
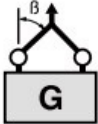

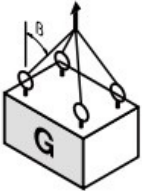
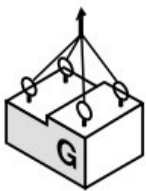
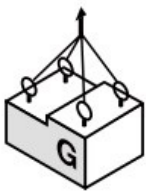
Marking: According to standard

Standard: EN 1677-1

Safety factor: 4:1

| Part code | WLL ton | Thread Inch | Delivery time |
|-------------|------------|----------------|---------------|
| 42158204004 | 0.36 | 5/16 -18 | 0 |
| 42158204005 | 0.45 | 3/8 -16 | 0 |
| 42158204010 | 1.3 | 1/2 -13 | 0 |
| 42158204019 | 1.81 | 5/8 -11 | 0 |
| 42158204021 | 2.27 | 3/4 -10 | 0 |
| 42158204042 | 3.63 | 7/8 -9 | 0 |
| 42158204045 | 4.54 | 1 -8 | 0 |
| 42158204070 | 6.8 | 1-1/4 -7 | 0 |
| 42158204125 | 10.89 | 1-1/2 -6 | 0 |
| 42158204135 | 13.61 | 2 -4.5 | 0 |

Technical data

| Kind of attachment | |  |  |  |  |  |  |  |  |  | | |
|--------------------|----------|-----------------------------------------------------------------------------------|-----------------------------------------------------------------------------------|-----------------------------------------------------------------------------------|------------------------------------------------------------------------------------|-------------------------------------------------------------------------------------|-------------------------------------------------------------------------------------|------------------------------------------------------------------------------------|------------------------------------------------------------------------------------|------------------------------------------------------------------------------------|----------|---------|
| Number of legs | Thread | 1 | 2 | 1 | 2 | 2 | 2 | 2 | 3-4 | 3-4 | 3-4 | |
| Load direction | Item No. | Inch | WLL(t) | | | | | | | | | |
| | | | 0° | 0° | 90° | 90° | 0-45° | 45°- 60° | unsymm. | 0 - 45° | 45°- 60° | unsymm. |
| 8-204-0041 | 5/16 | | 0.36 | 0.72 | 0.36 | 0.72 | 0.50 | 0.36 | 0.36 | 0.76 | 0.54 | 0.36 |
| 8-204-0051 | 3/8 | | 0.45 | 0.90 | 0.45 | 0.90 | 0.63 | 0.45 | 0.45 | 0.95 | 0.68 | 0.45 |
| 8-204-0101 | 1/2 | | 1.10 | 2.20 | 1.10 | 2.20 | 1.54 | 1.10 | 1.10 | 2.31 | 1.65 | 1.10 |
| 8-204-0191 | 5/8 | | 1.80 | 3.60 | 1.80 | 3.60 | 2.52 | 1.80 | 1.80 | 3.78 | 2.70 | 1.80 |
| 8-204-0211 | 3/4 | | 2.20 | 4.40 | 2.20 | 4.40 | 3.08 | 2.20 | 2.20 | 4.62 | 3.30 | 2.20 |
| 8-204-0301 | 3/4 | | 3.10 | 6.20 | 3.10 | 6.20 | 4.34 | 3.10 | 3.10 | 6.51 | 4.65 | 3.10 |
| 8-204-0421 | 7/8 | | 3.60 | 7.20 | 3.60 | 7.20 | 5.04 | 3.60 | 3.60 | 7.56 | 5.40 | 3.60 |
| 8-204-0451 | 1 | | 4.50 | 9.00 | 4.50 | 9.00 | 6.30 | 4.50 | 4.50 | 9.45 | 6.75 | 4.50 |
| 8-204-0701 | 1 1/4 | | 6.80 | 13.60 | 6.80 | 13.60 | 9.52 | 6.80 | 6.80 | 14.28 | 10.20 | 6.80 |
| 8-204-1251 | 1 1/2 | | 10.90 | 21.80 | 10.90 | 21.80 | 15.26 | 10.90 | 10.90 | 22.89 | 16.30 | 10.90 |
| 8-204-1351 | 2 | | 13.60 | 27.20 | 13.60 | 27.20 | 19.04 | 13.60 | 13.60 | 28.56 | 20.40 | 13.60 |