

Eye Nut RUD VRM STARPOINT



Product information

Multi-directional threaded design, load rating up to six times the capacity of collared eye nuts.

Design: Octagonal lifting eye.

For bolts with min. quality class 10.9

Material: Forged high strength steel

Marking: According to standard, CE-marked, WLL, indication for the most unfavourable case

Temperature range: -40° up to 100°C (no reduction of WLL)

Finish: Striking fluorescent pink powder coating



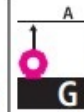



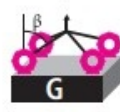

Standard: EN 1677-1

Safety factor: 4:1

Grade: 10

Part code	Code	Diameter mm	WLL ton	Thread mm	B mm	C mm	D mm	E mm	F mm	G mm	H mm	I mm	K mm	L mm	N mm	T mm	Weight kg
421100010272	VRM	-	0.1	M6	9	7	20	23	16	28	17	13	37	11	9	28	0.06
421100030270	VRM	25	0.3	M8	11	9	25	25	21	30	21	16.3	47	14	12	35	0.1
421100040270	VRM	25	0.4	M10	11	9	25	25	21	30	21	16.3	47	14	12	35	0.1
421107500270	VRM	30	0.75	M12	13	10	30	30	24	34	25	19.8	56	17	14	42	0.18
421100150270	VRM	35	1.5	M16	15	13	35	36	30	40	29	23.6	65	21	19	49	0.32
421100230270	VRM	40	2.3	M20	17	16	40	41	37	50	35	29.3	76	23	24	58	0.48
421100320270	VRM	48	3.2	M24	20	19	49	51	45	60	41	35.2	92	29	30	70	0.83
421100450270	VRM	60	4.5	M30	26	24	60	66	56	75	51	44	114	36	36	87	1.32

Technical data

Method of lift											
Number of legs	1	1	2	2	2	2	3 / 4	3 / 4	3 / 4		
Angle of inclination β	0-7°	90°	0-7°	90°	0-45°	>45-60°	Un-symm.	0-45°	>45-60°	Un-symm.	
Factor	1	1	2	2	1.4	1	1	2.1	1.5	1	
Safety factor 4:1	Safety factor 4:1 for max. total load in tons. bolted and adjusted to the direction of pull										
	VRM-M 6	0.5	0.1	1	0.2	0.14	0.1	0.1	0.21	0.15	0.1
	VRM-M 8	1	0.3	2	0.6	0.42	0.3	0.3	0.63	0.45	0.3
	VRM-M 10	1	0.4	2	0.8	0.56	0.4	0.4	0.84	0.6	0.4
	VRM-M 12	2	0.75	4	1.5	1	0.75	0.75	1.57	1.12	0.75
	VRM-M 16	4	1.5	8	3	2.1	1.5	1.5	3.15	2.25	1.5
	VRM-M 20	6	2.3	12	4.6	3.22	2.3	2.3	4.83	3.45	2.3
	VRM-M 24	8	3.2	16	6.4	4.5	3.2	3.2	6.7	4.8	3.2
VRM-M 30	12	4.5	24	9	6.3	4.5	4.5	9.5	6.75	4.5	
At a lift with one strand and two parallel strands where the inclination angles are at the max. ± 7°, the lifting method can be assumed as a vertical lift.					When lifting with two, three or four leg lifting means, inclination angles of less than 15° shall be avoided, if possible (Risk of instability).						

Blueprint

