

RUD INOX-STAR Lifting Eye Bolt



Product information

RUD Eye Bolt with Metric Thread. Pivots 360° for adjustment in load direction.











Material: Duplex Steel 1.4462

Temperature range: -40°C up to +280°C

Safety factor: 4:1

Part code	WLL ton	Thread mm	B mm	C mm	D mm	E mm	G mm	I mm	K mm	L mm	M mm	N mm	T mm	Weight kg
421100031150	0.3	M10	12	10	25	25	28	16.3	46	15	M10	6	35	0.11
421100031155	0.3	M8	12	10	25	25	28	16.3	46	12	M8	6	35	0.11
421100051150	0.5	M12	14	12	30	30	32	18	56	18	M12	8	43	0.19
421100101150	1	M16	16	14	35	36	38	22	65	24	M16	10	50	0.31
421100201150	2	M20	19	16	40	43	47	27.5	74	30	M20	12	58	0.52
421100251150	2.5	M24	24	19	48	51	56	33	92	36	M24	14	70	0.92

Technical data

Method of lift											
Number of legs	1	1	2	2	2	2	2	3/4	3/4	3/4	
Angle of inclination β	0-7°	90°	0-7°	90°	0-45°	>45-60°	un symm.	0-45°	>45-60°	un symm.	
Factor	1	1	2	2	1.4	1	1	2.1	1.5	1	
Safety factor 4:1	Safety factor 4:1 for max. load weight t in Tons, tightened and adjusted to the load direction										
	INOX-STAR M8	0.7	0.3	1.4	0.6	0.42	0.3	0.3	0.63	0.45	0.3
	INOX-STAR M10										
	INOX-STAR M12	1.2	0.5	2.4	1	0.71	0.5	0.5	1.06	0.75	0.5
	INOX-STAR M16	2.4	1	4.8	2	1.4	1	1	2.1	1.5	1
	INOX-STAR M20	3.6	2	7.2	4	2.8	2	2	4.25	3	2
	INOX-STAR M24	5.2	2.5	10.4	5	3.5	2.5	2.5	5.25	3.75	2.5
	Safety factor 4:1 for max. load weight in lbs, tightened and adjusted to the load direction										
	INOX-STAR M8	1540	660	3080	1320	930	660	660	1400	990	660
	INOX-STAR M10										
	INOX-STAR M12	2640	1100	5280	2200	1550	1100	1100	2330	1650	1100
	INOX-STAR M16	5290	2200	10580	4400	3110	2200	2200	4660	3300	2200
	INOX-STAR M20	7930	4400	15860	8800	6220	4400	4400	9330	6600	4400
	INOX-STAR M24	11450	5500	22900	11000	7770	5500	5500	11660	8250	5500
At a lift with one strand and two parallel strands where the inclination angles are at the max. $\pm 7^\circ$, the lifting methode can be assumed as a vertical lift.					When lifting with two, three or four leg lifting means, inclination angles of less than 15° shall be avoided, if possible (Risk of instability).						

Blueprint

