



Lifting Eye Bolt RUD RS, UNC/UN thread

Product information

- considerably higher WLL in comparison to DIN 580
- clear marking of the minimum WLL
- comprehensive range of threads

Marking: According to standard

Temperature range: -40°C up to +200°C

Standard: EN 1677-1

Safety factor: 4:1

Part code	WLL ton	Thread Inch	A mm	B mm	C mm	D mm	E mm	T mm	Weight kg
421100010722	0.1	1/4 -20	12	11	10	25	25	34	0.1
421100020720	0.2	5/16 -18	12	11	10	25	25	34	0.1
421102500720	0.25	3/8 -16	15	11	10	25	25	34	0.1
421104000720	0.4	7/16 -14	18	13	12	30	30	41	0.18
421104000725	0.4	1/2 -13	18	13	12	30	30	41	0.18
421107500720	0.75	9/16 -12	22	15	14	35	35	48	0.3
421100100720	1	5/8 -11	24	15	14	35	35	48	0.3
421100120720	1.2	3/4 -10	30	17	16	40	40	55	0.47
421100150720	1.5	7/8 -9	34	21	20	50	50	70	0.8
421100200720	2	1 -8	36	21	20	50	50	70	0.85
421100250720	2.5	1 1/8 -7	45	26	24	60	60	85	1.6
421100250725	2.5	1 1/8 -8	45	26	24	60	60	85	1.6
421100300720	3	1 1/4 -7	46	26	24	60	60	85	1.6
421100300725	3	1 1/4 -8	45	26	24	60	60	85	1.6
421100300726	3	1 3/8 -6	55	43	38	90	100	130	6.1
421100400720	4	1 1/2 -6	58	43	38	90	100	130	6.2
421100400725	4	1 1/2 -8	58	43	38	90	100	130	6.5
421100600720	6	1 3/4 -5	67	43	38	90	100	130	6.3
421100600725	6	1 3/4 -8	67	43	38	90	100	130	6.5
421100800720	8	2 -4.5	67	43	38	90	100	130	6.5

Technical data











Method of lift										
Number of legs	1	1	2	2	2	2	2	3 / 4	3 / 4	3 / 4
Angle of inclination β	0°	90°	0°	90°	0-45°	>45-60°	Un-symm.	0-45°	>45-60°	Un-symm.
Metric type	RUD-Eyebolt -WLL in metric tonnes. bolted									
RS-M6	0.4 t	0.1 t	0.8 t	For these kind of lifting purposes we recommend lifting points which can be adjusted to direction of pull!						
RS-M8	0.8 t	0.2 t	1.6 t							
RS-M10*	1 t	0.25 t	2 t							
RS-M12*	1.6 t	0.4 t	3.2 t							
RS-M14*	3 t	0.75 t	6 t							
RS-M16*	4 t	1 t	8 t							
RS-M18*	4.8 t	1.2 t	9.6 t							
RS-M20* / RS-M22*	6 t	1.5 t	12 t							
RS-M24* / RS-M27*	8 t	2 t	16 t							
RS-M30* / RS-M33	12 t	3 t	24 t							
RS-M36*	16 t	4 t	32 t							
RS-M39	20	5	40							
RS-M42*	24 t	6 t	48 t							
RS-M45	28 t	7 t	56 t							
RS-M48*	32 t	8 t	64 t							

table 1

* also in fine thread

Blueprint

