



## Eye Point Stainless Steel 8-S291

### Product information

- Rotates through 360° adjustable in the direction of the load.
- Individual forged parts and cap screw are traceable to Test Certification.
- Bolts are Metric thread.
- Proof tested to 2.5 times the WLL.
- Fatigue rated to 20,000 cycles at 1.5 times the WLL.
- Quick and simple assembly, just a tapped hole is required.
- Used in different applications such as chemical oil coal industries, food processing,

**Material:** Stainless Steel

**Marking:** According to standard, CE-marked

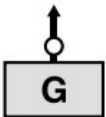
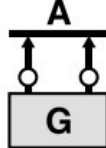

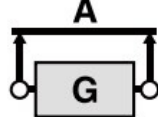
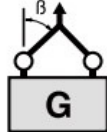

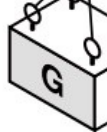
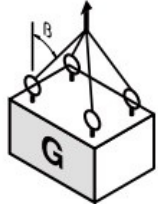
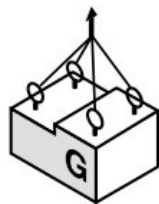
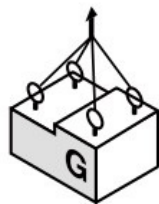
**Standard:** EN 1677-1

**Safety factor:** 4:1

**Grade:** 10

Part code	WLL ton	Thread mm	Torque Nm	Pitch DIN13	A mm	B mm	C mm	D mm	F mm	G mm	H mm	J mm	S mm	W mm	M mm	E mm	Weight kg
421100050610	0.5	M12	10	1.75	45	30	10	11	33	29	5	44	8	52	M12	18	0.2
421100100610	1	M16	30	2	52	35	14	13	35	33	5	51	10	61	M16	24	0.3
421100200610	2	M20	70	2.5	60	40	16	15	44	37	7	60	12	70	M20	30	0.6
421100250610	2.5	M24	150	3	72	49	19	18	52	46	10	72	14	84	M24	36	1

## Technical data

Kind of attachment											
Number of legs		1	2	1	2	2	2	2	3-4	3-4	3-4
Load direction		0°	0°	90°	90°	0-45°	45°- 60°	unsymm.	0 - 45°	45°- 60°	unsymm.
Item No.	Thread	WLL(t)									
8-S291-005	M12	1.2	2.4	0.5	1	0.7	0.5	0.5	1.00	0.75	0.5
8-S291-010	M16	2.4	4.8	1.0	2	1.4	1.0	1.0	2.10	1.50	1.0
8-S291-020	M20	3.6	7.2	2.0	4	2.8	2.0	2.0	4.20	3.00	2.0
8-S291-025	M24	5.2	10.4	2.5	5	3.5	2.5	2.5	5.25	3.75	2.5

# Blueprint

