
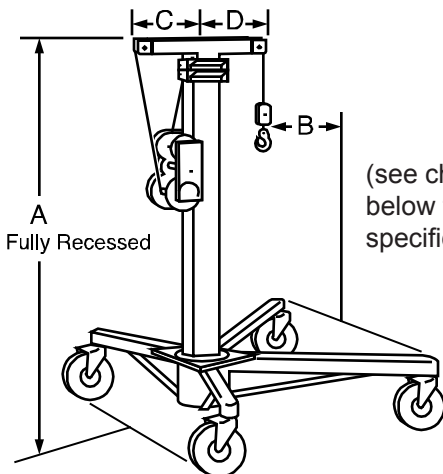


Roust-A-Bout

The Versatile Lift That Makes One Man A Crew!



- Lifts 1,500 lb (680 kg)
- 15, 18 and 25 foot heights (4.6, 5.5 and 7.6 m)
- Moves vertically and horizontally
- 2 Winches: operate load and mast elevation separately
- 4-Speed Load winches
- Infinite load height adjustment
- Ideal for job or shop



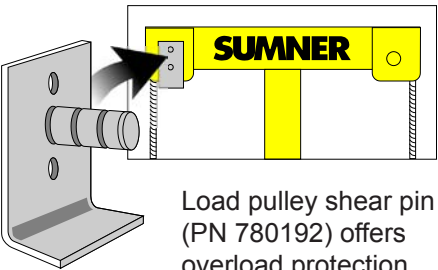
- Enables one man to perform as a crew – pays for itself in days!
- Lift and place loads in tight locations impossible for other lifts
- 8" casters (200 mm) permit full load to be positioned with ease
- Tee Head Extension available for wider loads up to 1,000 lbs (455 kg)
- Eliminates the need for come alongs, scaffolds, monorails and swing booms



Mast and base sections separate quickly for ease of transportation and storage.


Part No.	Description	Weight		A		B		C/D		Base		Max Height	
		lb	kg	inch	cm	inch	cm	inch	cm	inch	cm		
780300	R-100 Roust-A-Bout 15' Top Height	330	150	79	200	20	50	12	30	32 x 40	80 x 100	15' 2-1/2"	4.6
780301	R-150 Roust-A-Bout 15' Top Height	336	152	79	200	20	50	12	30	40 x 40	100 x 100	15' 2-1/2"	4.6
780302	R-180 Roust-A-Bout 18' Top Height	403	183	126	320	25	63	14.5	36	50 x 50	125 x 125	17' 11-5/8"	5.5
780303	R-250 Roust-A-Bout 25' Top Height	493	224	119	302	30	75	17.5	44	60 x 60	150 x 150	25' 3/8"	7.6

Roust-A-Bout



Load pulley shear pin (PN 780192) offers overload protection. Each Roust-A-Bout comes with a spare for quick, in-field resetting.

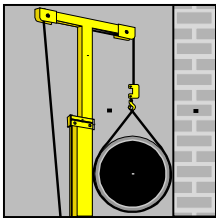
Two Winch System



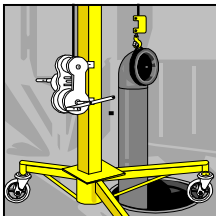
Available in optional galvanized finish!



The Roust-A-Bout Tackles the Tough Jobs:

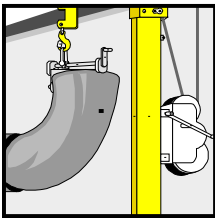


The Roust-A-Bout operates in tight areas that are inaccessible for other lifts.

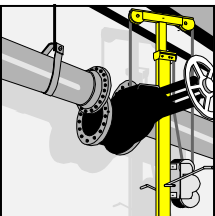


Loads can be lowered below floor level with the Roust-A-Bout's unique design.

Used in combination with Sumner's Adjust-A-Fit, the Roust-A-Bout can maneuver awkward objects for easy placement.



One man can position objects weighing 1,500 lb (680 kg) with infinite accuracy... up to 25 feet above!



Tee-Head Extension Bar

Lift wider loads with the Sumner Roust-A-Bout!



➡ Takes only minutes to attach or detach

Part No.	Description	Weight		A		B		C	
		lb	kg	inch	cm	inch	cm	inch	cm
781060	R-100/150 Tee-Head Extension Bar	21	9.5	22	55	43	108	48	120
781061	R-180 Tee-Head Extension Bar	24	11.0	29	73	58	145	63	158
781062	R-250 Tee-Head Extension Bar	33	15.0	37	93	73	183	68	173

Caution: Load center is moved to only 4" (10 cm) back of front casters, decreasing stability. Use carefully and only on bulky loads up to 1,000 lb/455 kg.

➡ Expands the Roust-A-Bout for handling bulky loads up to 1,000 lb (455 kg)

